

Certificate of Analysis

Cagrilintide + Tirzepatide

Compound : Cagrilintide, Tirzepatide **Client** : Amino Amigos
Lot number : F24 B2
Analysis date : 2024-04-17
Purity % : 99.96%
Cagrilintide : 1.79 mg
Tirzepatide : 10.36 mg
Method : HPLC-UV-MS

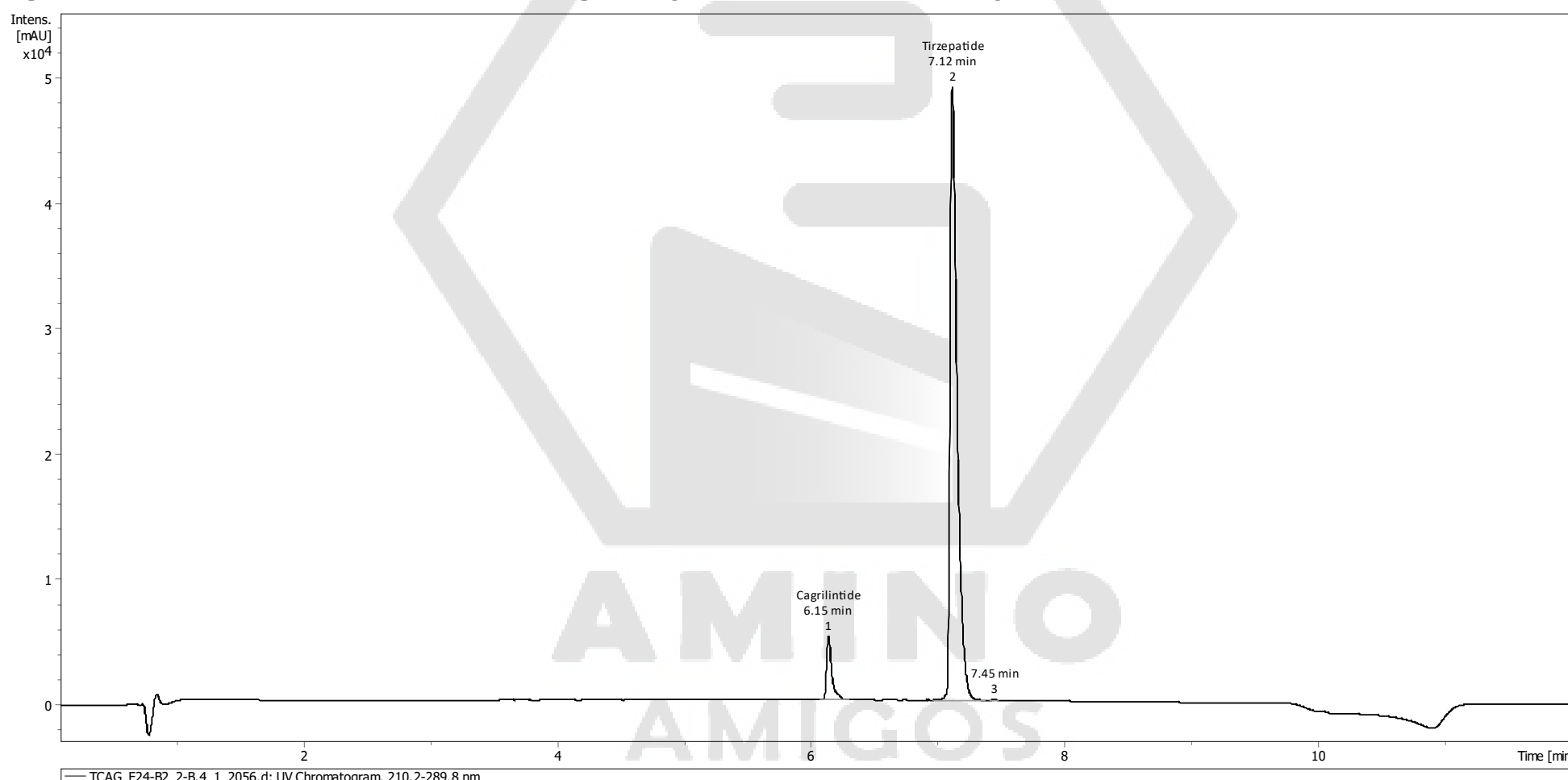
Cagrilintide PubChem CID: 167312356

Tirzepatide PubChem CID: 163285897

<https://pubchem.ncbi.nlm.nih.gov/compound/167312356>

<https://pubchem.ncbi.nlm.nih.gov/compound/163285897>

High Performance Liquid Chromatography (HPLC) UV – Purity Test



PEAK LIST		Number of detected peaks: 3		
	Time (min)	Area	%Area	
1	6.15	1.45E+04	7.08	Cagrilintide
2	7.12	1.91E+05	92.88	Tirzepatide
3	7.45	8.44E+01	0.04	

Combined purity : 99.96

Analysis Performed by
 Ken Pendarvis, ChE
 Analytical Chemist
 MZ Biolabs
contact@mzbiolabs.com

Quantification by HPLC-UV

Cagrilintide measured quantity : 1.79 mg/vial

Tirzepatide measured quantity : 10.36 mg/vial

Note: Injectable peptides may contain salts and sugars to aid in solubility and act as pH buffers. These are not normally detected using UV and are not considered impurities.



2024-04-21

Cagrilintide + Tirzepatide

Mass Spectrometry (MS) – Identity Test

Identity confirmed using HPLC-MS

Cagrilintide

Molecular weight calculated using monoisotopic m/z values from mass spectrum

Expected monoisotopic mass : 4406.25 Da

Measured monoisotopic mass : 4406.18 Da

Molecular weight confirmed

Tirzepatide

Molecular weight calculated using monoisotopic m/z values from mass spectrum

Expected monoisotopic mass : 4810.52 Da

Measured monoisotopic mass : 4810.44 Da

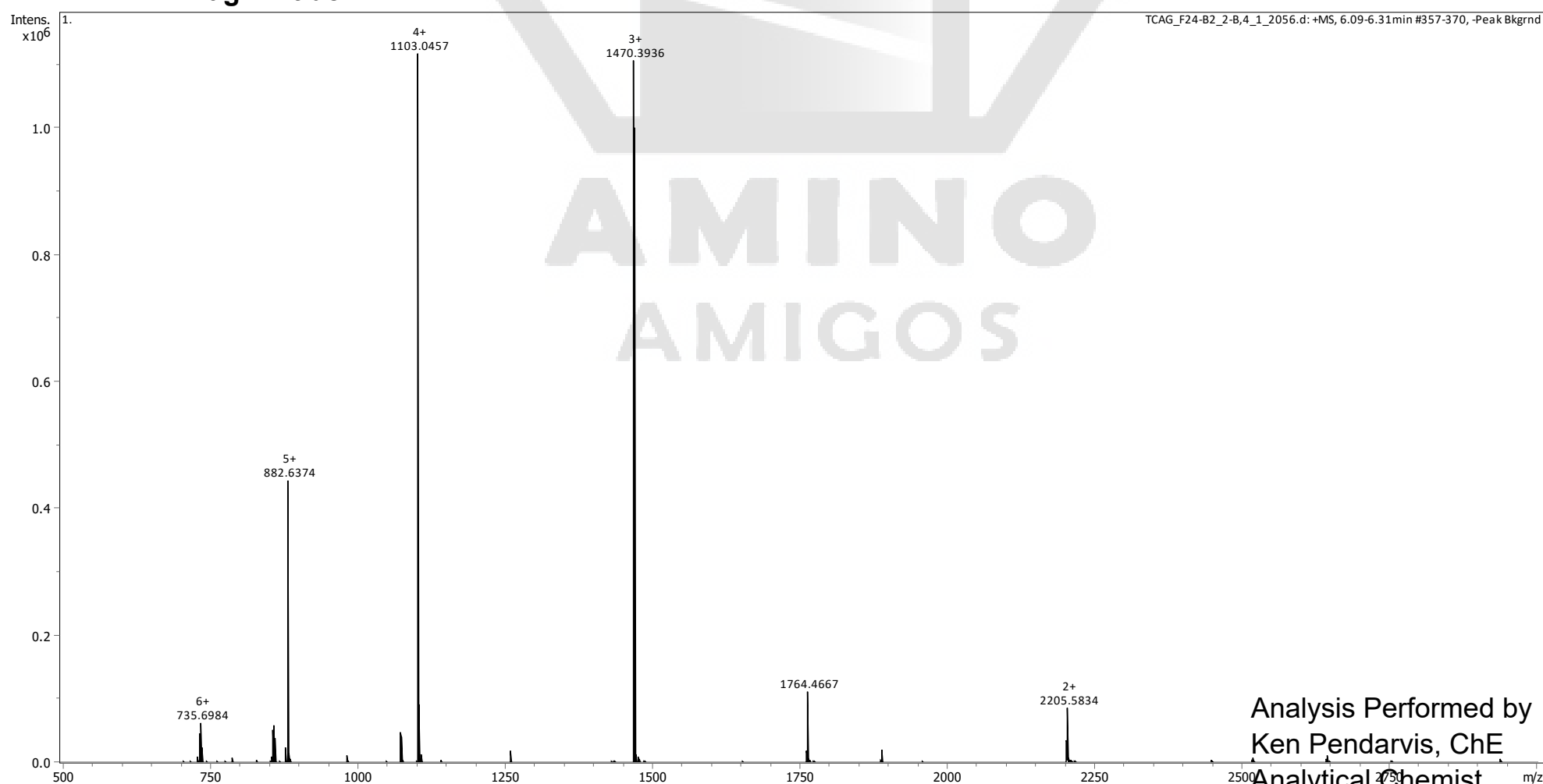
Molecular weight confirmed

Note : Monoisotopic m/z values are not easily seen in full spectrum view for larger molecules and peptides.

The dominant isotopic peak (base peak) shown in the spectrum below can be used to approximate the average molecular weight frequently reported by vendors and databases as a secondary means of confirmation.

Recorded MS spectra

Cagrilintide



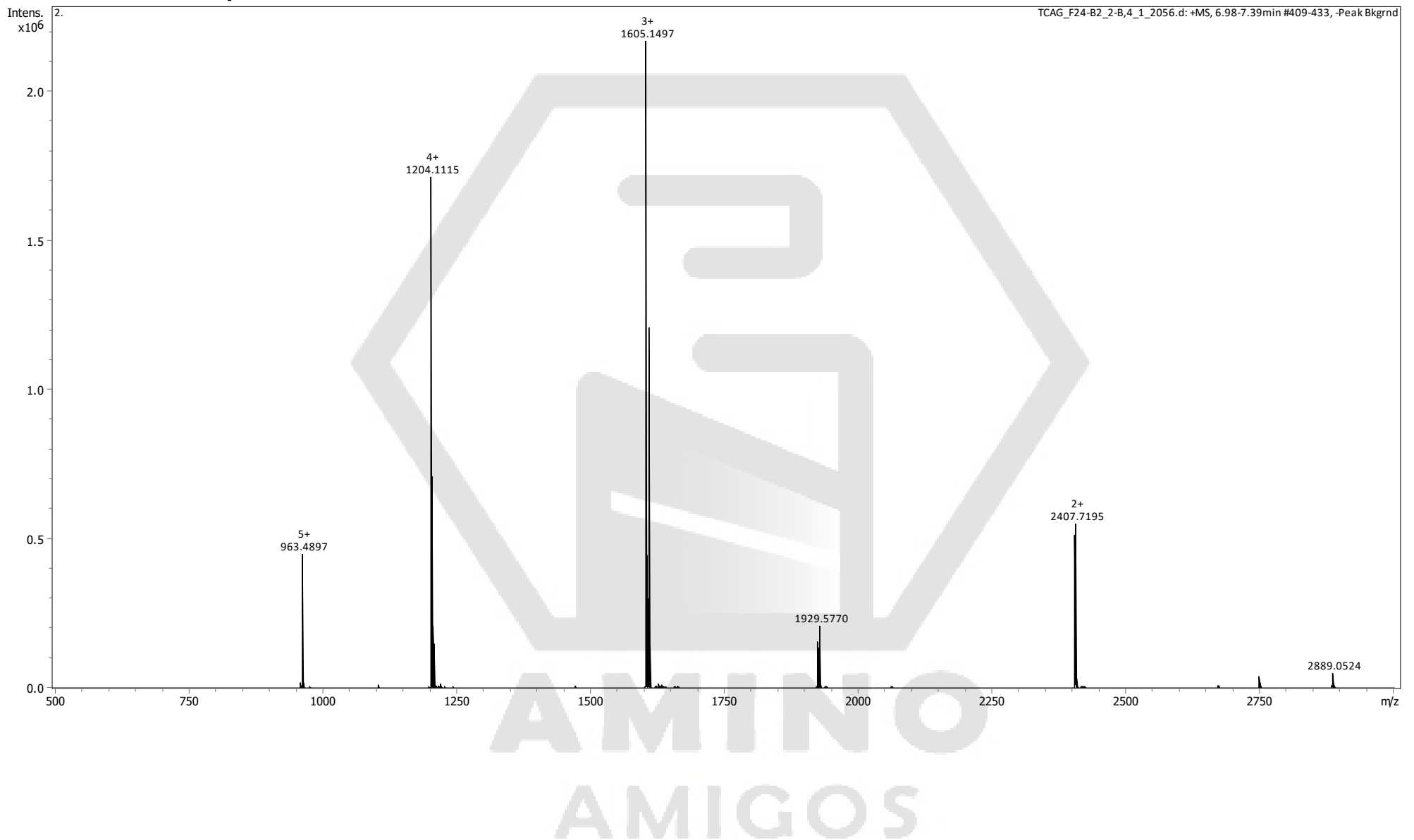
2024-04-21

Cagrilintide + Tirzepatide

Mass Spectrometry (MS) – Identity Test

Recorded MS spectra

Tirzepatide



Analysis Performed by
Ken Pendarvis, ChE
Analytical Chemist
MZ Biolabs
contact@mzbiolabs.com



2024-04-21